


# Interstate



**Official Rule Book**

Updated , 2024

## **General Rules**

**Section 1.** ALL RIDERS must check in with respective state representative 2 hours (or earlier) prior to Grand Entry of the performance they are competing in.

**Section 2.1** Western equipment to be used. Saddle with horn, bridle type optional.

Section 2.2 Western Attire to be worn. Western boots and/or western sports riding tennis shoe with heel required in all events using a saddle with the exception of the mounting rider in rescue race and bareback relay. Riders to wear neat western attire at all times while in the arena at Interstate. Riders are not allowed to wear baseball caps and/or visors. Arena officials and crew are also required to be in western attire. A mandatory warning is required before a dress call is made. The mandatory warning will be given at the riders meeting. There will be no leniency if the Rider was unable to attend the riders meeting, the riders meeting is mandatory and that will still constitute the warning for all riders.

### 1. APPAREL


a. Western Shirt with buttons/ snaps or zipper in the front and a collar. If the shirt is meant to be tucked in the shirt has to be tucked in if the shirt is designed to be untucked that it may be untucked (square bottom shirt). No mock necks allowed.



b. Pants western jean, no cut-offs, holes, shorts or western breaches.



c. Boots western, sports riding tennis shoe with heel, and cowboy hats (hat not required) or helmet.



**Section 3.** The same horse or rider may appear only once in the same event: Junior, Senior, Teams. No horse or rider may compete for more than one state during the course of Interstate Meet. Any riders, who might qualify in both states, must declare which state they will be competing prior to the beginning of the Interstate Meet.

**Section 4.** Refer to equipment specifications for the rules concerning equipment.

**Section 5.** In all events except barrels, two lime dots 30 feet apart shall designate the start and finish line. A horse must pass between these lime dots at the start and finish or be ruled off course. The electric clock's eye is to be attached to the poles and the pole is to be set on the plane of the line of the starting line.

**Section 6.** When the course is measured, the measurements shall be taken from the center of the barrels, poles, containers or other properties. If event property has been moved, measurement shall be taken from lime dot to lime dot; failure to run the full measured distance (around lime dots) will result in disqualification.

**Section 7.** Mounted riders must stay on designated side of line until mounted or dismounted, otherwise a disqualification. Riders shall be considered mounted when the knee is over the center line of the horse's back.

**Section 8.** Starting and finishing. After being given the course, the rider has one minute to start. They must start and finish from their half of the arena.

**Section 9.** Re-rides. Re-rides are to be run after the last rider in the event has run. Re-rides are permitted for (a) Interference by another rider, to be determined by the judge, (b) Failure of all timing devices, (c) Interference by another horse. If the re-ride is granted, it will be judged as an entirely new ride, with new penalties and disqualifications.

**Section 10.** Ground Rules. Must be posted in a conspicuous place and called to the attention of all the contestants. Show committees must not amend or substitute the established rules as written in this rulebook.

**Section 11.** Moving the course. If moved for safety reasons, riders may choose to either rerun or keep their first time; if moved for initial wrong measurement, all riders must rerun.

**Section 12.** Resetting equipment.

Events that require the use of flags. In the flag races, riders must reset the containers and flags. If a rider drops a flag or misses the container, he must retrieve the flag and place it in the proper container. A dropped flag may be reset from the ground before remounting. If a rider knocks over a container he must reset the container. (Exception: Disqualification #10 penalty #2). If the staff is broken, the rider must complete the course with the flag portion of the staff.

In all other events the ring crew will reset downed equipment; poles should be reset whenever possible.

**Section 13.** In events that require the passing of the baton, if a baton is on course, the rider dropping the baton must retrieve it; crossing the start-finish line, either the passer (who needs not remount) or the receiver may retrieve it. With the exception of the last rider, a rider missing the baton may run the course, return for the baton and then correctly run the course. Any member of the team may move up and take the baton if the intended receiver misses, but no rider may run more than once.

**Section 14.** Rescue Race and Two-Man Bi-Rangle Stake Race are to be run on one line.

**Section 15.** Ties. In breaking a tie, the loser takes the next lower position. If both riders are disqualified for stepping on or outside any line of the Keyhole on the runoff, the fastest NT wins. Points will be determined by adding the places together and splitting the points. For awards purposes 1<sup>st</sup> place will be a runoff, 2<sup>nd</sup>-10<sup>th</sup> place will flip a coin. In the case of a Junior or Senior Highpoint tie the person with the most 1<sup>st</sup>, 2<sup>nd</sup>, 3<sup>rd</sup>, 4<sup>th</sup>, 5<sup>th</sup>, 6<sup>th</sup>, 7<sup>th</sup>, 8<sup>th</sup>, 9<sup>th</sup>, 10<sup>th</sup> place will win.

In case of an overall tie between states- Event will be drawn from a hat. Each state will decide horse and rider or team to compete in runoff.

**Section 16.** Calculating Highpoint Junior or Senior- Based on individual rider, may ride multiple horses in all five individual events.

**Section 17.** Best Dressed Awards.- Must be an Interstate competitor. Competing in a 2 or 4 man event as a team to be eligible for best dressed.

**Section 18.** Casts – A doctor's release must be on file with the Interstate Committee before any minor wearing a cast is allowed to compete at the Interstate Championship Games Meet.

**Section 19.** Clock Failure – In the event the first clock fails, a zero will be used as the third digit for 1000's of a second.

**Section 20.** PROTEST RULES:

1. Any member wishing to file a protest must do so the day of a judge's call or hearing of an administrative decision. A written description of the circumstances accompanied by a \$25.00 deposit must be filed with the interstate committee chairperson.

- A. Upon receipt of protest, the interstate committee chairperson is required to inform the protester of their rights and the process of the protest resolution process.
  - B. The interstate committee chairperson shall inform the interstate Committee which shall meet and resolve the dispute within a 24 hour period.
  - C. If a meeting is requested by the member filing a protest, the interstate committee chairperson must inform all interested parties of the meeting. If a team is involved in the protest, the interstate committee chairperson must inform the team captain who in turn will inform his/her team members.
  - D. Protester shall have the right to attend and face the Committee, as well as the Judge making the decision, along with those witnesses having information bearing on the decision.
  - F. If the Committee rules in favor of the protester, the protester shall be returned the \$25.00 deposit and all times and runs pertaining to the protest shall be accepted and recorded. If the Committee rules against the protester the deposit shall be forfeited to Interstate.
  - G. All concerned parties will be notified by the interstate committee chairperson of the Committee's decision.
2. The Steward may make a protest with no charge.
  3. All interstate rules Committee decisions will be ruled on by the entire rules Committee and all final decisions will be announced.

**Section 21. POINTS CALCULATION:**

In each individual and two (2) man team event points will be given for each placing from 1<sup>st</sup> to 20<sup>th</sup> as shown below:

1 <sup>st</sup> place	20points
2 <sup>nd</sup> place	19points
3 <sup>rd</sup> place	18points
4 <sup>th</sup> place	17points
5 <sup>th</sup> place	16points
6 <sup>th</sup> place	15points
7 <sup>th</sup> place	14points
8 <sup>th</sup> place	13points
9 <sup>th</sup> place	12points
10 <sup>th</sup> place	11points
11 <sup>th</sup> place	10points
12 <sup>th</sup> place	9points
13 <sup>th</sup> place	8points
14 <sup>th</sup> place	7points
15 <sup>th</sup> place	6points
16 <sup>th</sup> place	5points
17 <sup>th</sup> place	4points
18 <sup>th</sup> place	3points
19 <sup>th</sup> place	2points
20 <sup>th</sup> place	1points

In each four (4) man event points will be given for each placing from 1st to 10th as shown below:

1st place	20points
2nd place	19points
3rd place	18points
4th place	17points
5th place	16points
6th place	15points
7th place	14points
8th place	13points
9th place	12points
10th place	11points

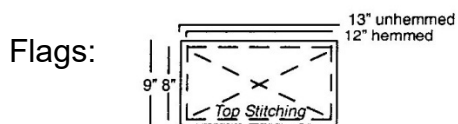
## Equipment

1. The following equipment shall be used whenever any of these terms are used. All equipment is to be standardized according to these specifications.
2. Equipment to be furnished by the show committee for all events (baton excluded) and equipment to be uniform on each line of competition. The event will be disqualified if it is run with substandard equipment.
3. Any equipment designated to be white should be primarily white, with logo and sleeve optional.
4. Barrels: 55-gallon plastic barrels with both ends intact. Plastic barrels with rimmed bottoms, painted white, to weigh 30 to 35 pounds after sand is added.

Baton: approximately 18 inches long, may vary one inch shorter or longer, made of wood, rubber, plastic, or their combination.

Containers: Quarter barrels, painted white and containing 8-10 inches of sand or dirt.

Flags: PSHA and WHO will each use flag staff that meets their individual organization's specifications. All equipment will be owned by Interstate and flag staffs will be marked respectively.



Timers equipment: The electric clock's eye is to be set on the plane of the line of the starting line. When running 2 lines antenna must be in the center of arena.

Pole Bases: Black rubber bases, 14 lbs. 6 inches tall, 14 inches across. Total weight, with pole and converter approximately 16 lbs. (A plastic converter is needed to hold pole in base.)

- (A) Plastic converter to be used to secure pole in base, whether by a cotter key or gluing together.
- (B) Pole base is to be black; pole must be white.

(C) Optional 1" schedule 40 white plastic pipe cap.

(D) Standard 1" schedule 40 or 80 white plastic pipe 81" long. Plastic pole to be secured to the base.

Mounting Block: Prior to the event beginning, a mounting block will be placed at far end of arena along side wall, same on each side. Only rider may move mounting block for use. After rider is mounted, arena crew will move mounting block to original position. Rule does not pertain to bareback relay or rescue race.

## **Disqualifications**

1. Leaving the course, upsetting the starting poles after being given the course, crossing the start-finish line outside the starting poles (start-finish plane).
2. Any infraction by horse or rider of the general and/or event rules.
3. Whipping the horse with the properties of the event.
4. Unsportsmanlike conduct in the arena. Judges may disqualify riders for use of profane language, unnecessary roughness, abusing the horse, disorderly conduct of any kind, and disqualify of unmanageable horse for safety reasons. Decisions by the judge shall be final.
5. Two horses on course: teams will be disqualified if a horse waiting its turn crosses the starting line before the horse finishing the course crosses the finish line completely.
6. In all events which require mounting or dismounting: any rider mounting from the wrong side of the line or dismounting on the wrong side of the line. Riders must stay on the designated side of the line mounting or dismounting. Horse must have all four feet over the mount or dismount line. (Refer to event rules.)
7. In all events rider must be mounted when crossing the start-finish line.
8. Loose horse: defined as separated from and out of control of the contestant while in the arena during an event. A ground tied horse shall be considered in control.
9. Any individual rider or team rider who runs the course without exchanging flags.
10. If rider touches ground on course side of line Rescue/Bareback Relay, it is disqualification. Line is considered on course.
11. A rider will be called into the arena for their run via the PA. It is the Rider and States responsibility to have the rider ready to answer the first call. If they are not present, they will receive a 2<sup>nd</sup> call, then a 3<sup>rd</sup> call. There should be no more than 1 Minute between the calls. If the rider does not enter the arena after the 3<sup>rd</sup> call, they will be Disqualified as a No-Show.

## **Penalties**

There shall be a five (5) second penalty for each of the following:

1. For each knockdown of a stake, pole or barrel other than those used as container. Each time a stake, pole or barrel is knocked down and rights itself.
2. In the flag race, if the last rider misses or upsets the last container and crosses the finish line. When the ring crew mistakenly resets either a knocked down container, misplaced flag, or their combination.

## **Records**

Record times are listed in the program. In the event a third (thousandths) digit is not listed in the program, it shall be presumed to be a zero. A record breaking sheet and copy must be filled out in its entirety or run shall not count. A copy must go to the record breaker(s) who may check sheet and if necessary have it corrected by show steward prior to leaving the show that day. No corrections may be made on the times as recorded in the arena. A reasonable facsimile may be used if no record sheet is available.

1. Stop show: Measure the course and fill out the form immediately.
2. Timer, judge and steward read both the watch and the clock and sign the sheet.
3. Rider(s) signs the sheet.
4. The clock and watch must not vary over 30/100ths of a second unless both are under the current record time, in which case use the electric clock time.
5. In case of a steward breaking a record, another qualified judge must witness the measurements of the course and sign the record-breaking sheet.
6. Measurement of the course shall be from the center of the barrels, poles, containers or their properties. In case the equipment has been moved from original location, the measurement shall be taken from lime dot to lime dot. The course must be exactly as event states; no variance allowed.

## **Substitutions**

Invitational Show: Individual events, no substitutions of horse or rider. Two-man events, no substitutions of horses or riders. Four-man, one-horse team, no substitution of horse, substitution of three riders.

Any change in horse or rider from the submitted roster will be required to run before horse/rider on the original roster. So, If 2 Individual Senior Poles draw-out, or change horses, they would need to run in the 9<sup>th</sup> and 10<sup>th</sup> place slots. This applies to both Individual and 2-Man Team events. It is up to the State Leadership to fill draw-outs as



they see fit. 4-Man Teams can substitute 3 team members without penalty, but if a complete 4-Man Team draws-out, the replacement Team would need to run First, in the 5<sup>th</sup> place slot.

## **Interstate Committee**

Five and six members on alternate years with two held over members each year for continuity.

Purpose: To plan and produce the annual Interstate Championship Games Meet and maintain a separate show treasury in conjunction with the Western Horseman of Oregon and the Patterned Speed Horse Association.

## **Steward**

- 1) Shall be an experienced current PSHA/WHO card carrying judge, must be nineteen (19) years of age and older. The Rules Committee recommends that each state uses discretion in choosing an experienced judge as their show steward.
- 2) The Stewards Shall act as the rider's liaison at the Show to insure that all courses are properly set, measured, marked and proper equipment is used.
- 3) A steward should clearly understand that he/she has no authority in connection with show management or the judging of a show, but should point out in a diplomatic manner any instances where Interstate rules are not enforced.
- 4) He/she should not dictate to the judge or show management, but should report to the appropriate Interstate chairman any clarification of the Interstate rules which might invalidate an event. This shall be done thru a formal protest.
- 5) A Steward may ride in any event
- 6) Stewards Re-measure event, read the clock and the watch and sign record breaking sheet for record runs. In case of a steward breaking a record, another qualified steward to witness measurement of course and sign record breaking sheets.
- 7) Steward has authority to ask riders for appropriate western wear.
- 8) Stewart also has the ability to suggest a judge to be removed to the Interstate committee in writing.

## **Judge Rules**

Judges are to be permanent card-carrying judges. Each state shall assign two judges, two timers, and one steward for each event. All judges shall be dressed in clean and neat western attire. Judges' decision is final.

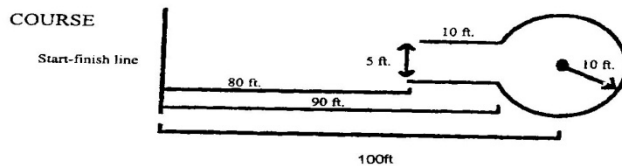
If a judge is not performing their duties the judge can be removed. There are two ways that this can be initiated:

1. The interstate committee can make this decision on their own by having a meeting and getting a majority vote of the committee to remove the judge, or

2. A Stewart that has been working with the judge and has witnessed the judge not performing their duties properly can make the request in writing to remove a judge to any interstate committee member who in turn must bring this to the chairman. The committee will then meet to discuss the issue and ultimately make the decision to either deny the request or remove the judge from their duties. This will require a majority vote of the committee.

Any judge that is removed will also be suspended from having the ability to judge for the rest of the interstate competition.

## Keyhole



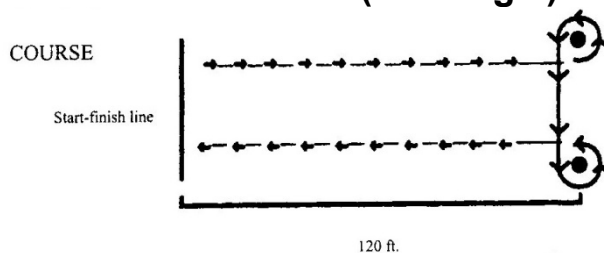
A keyhole shall be marked according to the diagram with white lime. Center of the circle to be 100 feet from the start-finish line. Circle to have a radius of 10 feet, with the next length to be 10 feet and the next width 5 feet. Ten foot neck line will meet circle line at 45 degree angle and both courses must be set identical.

## Event

Rider rides into the circle of the keyhole, (all) four feet must be inside the circle, turns horse and finishes. Stepping on or over any lines of the keyhole shall be off course.

Disqualification #1, 2, 4, 7, 8, 9

## Two-man Stake Race (Bi-Rangle)



Two pole-bending poles 30 feet apart, 120 feet down the course from the start-finish line.

## Event

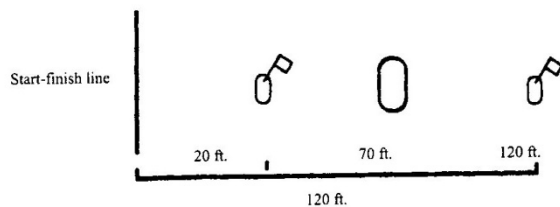
First rider turns either pole from the inside out, then turns the opposite pole from the outside in. (Either two left or two right turns.) Then the rider races across the start-finish line. Second rider to do the same as the first rider. May take turns either direction.

General Rule #12, 14

Disqualification #1, 2, 4, 5, 7, 8, 9  
Penalty #1

## Two-Man Three-Barrel Flags

COURSE



3 containers and 2 flags are to be used. # 1 container to be set at 20 feet. #2 container to be set at 70 feet, and #3 container to be set at 120 feet from the start-finish line. A flag is to be set in #1 and #3 containers.

## Event

First rider may designate position of the flags at the start of the run. First rider removes flag from #1 container and places it in #2 container. While turning #3 container, rider removes flag and places it in #2 container and finishes. Second rider then takes either flag from #2 container and while turning #3 container, places flag into #3 container. Rider takes remaining flag out of #2 container and places it into #1 container and finishes. Riders can circle or turn any container in any direction, as many times as necessary, as long as they put the flags in the proper container in the correct order. If a rider drops a flag it may be reset from the ground before remounting.

General Rule #12


Disqualification #1, 2, 3, 4, 5, 7, 8, 9, 10

Penalty #2

## Team Baton

COURSE

Start-finish line



A barrel is set 120 feet from the start-finish line.

### Event

First rider with baton runs course around barrel, crosses the finish line and then passes the baton to the next rider. All other team members individually complete the same course.

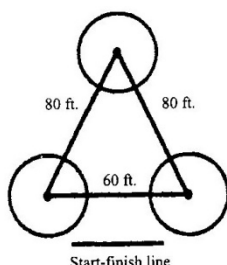
General Rule #13

Disqualification #1, 2, 3, 4, 5, 7, 8, 9

Penalty #1

### Texas Barrels

COURSE



Three barrels shall be placed in a triangular formation. #1 and #2 barrels are set 33 feet from the start-finish line and 60 feet apart. #3 barrel is set 80 feet from #1 and #2 barrels. Start-finish line is 60 feet wide.

### Event

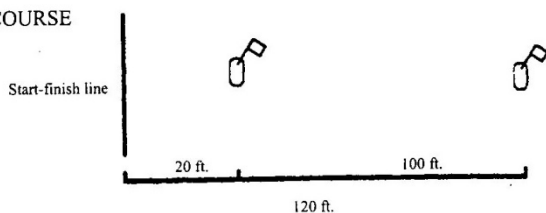
Rider circles #1 to the right, #2 to the left, #3 to left and finishes, or the rider circles #2 to left, #1 to the right, #3 to the right and finishes.

Disqualification #1, 2, 4, 7, 8, 9

Penalty #1

### Flags Individual

COURSE



Two containers to be set 100 feet apart. #1 container to be set 20 feet from the start-finish line. A flag is placed in each container.

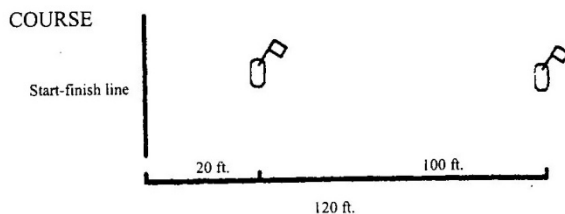
### Event

Rider may designate position of the flags at the start of run. Rider takes flag from #1 container. While turning #2 container, rider places the flag he is carrying in it and removes flag from #2 container, places it into #1 container and finishes the course.

General Rule #12

Disqualification #1, 2, 3, 4, 7, 8, 9, 10  
Penalty #2

### Team Flags \* Team of Four



Refer to **Flags Individual**

#### Event

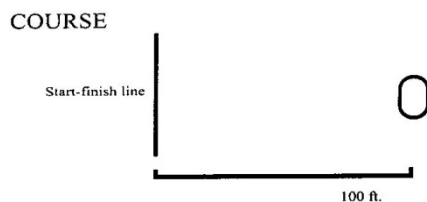
First rider may designate position of the flags at the start of the run. Procedure of the rider is the same as **Flags Individual**. After the first rider completes the course, all other team members individually complete the same course.

General Rule #12

Disqualification #1, 2, 3, 4, 5, 7, 8, 9, 10

Penalty #2

### Bareback Relay- Team of Four



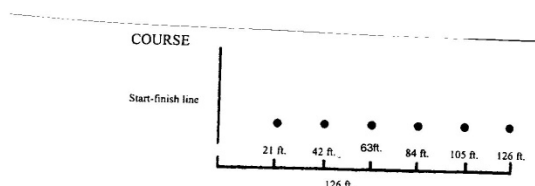
A barrel placed 100 feet from the start-finish line.

#### Event

Teams consist of four riders and one horse. First rider is mounted on the horse, at the start line with other members on the ground at the start line. First rider rides down, circles barrel, returns to the finish line and dismounts. Second rider mounts, rides the course and so on until all four riders have completed the course. The horse must get all four feet across the start-finish line on each exchange of riders. Use of neck rope is optional.

General Rule #7  
Disqualification #1, 2, 4, 6, 7,8, 9, 11  
Penalty #1

## Pole-Bending \* Individual



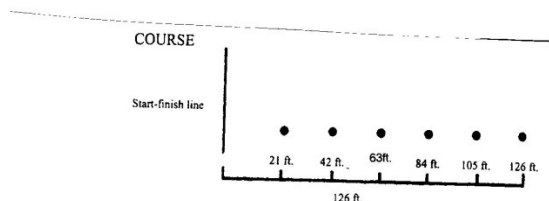
Six poles shall be set in a straight line with the poles set 21 feet apart. The first pole to be set 21 feet from the start-finish line.

### Event

Rider may start left or right of the poles. Rider runs, turns #6 pole, bends through the poles, turns #1 pole, bends through the poles, turns #6 pole and finishes. Stepping on or across the start-finish line while turning #1 pole will be a disqualification.

General Rule #12  
Disqualification: #1, 2, 4, 7, 8, 9  
Penalty #1

## Team Poles \* Team of Four



Refer to **Pole-Bending Individual**. A baton is optional.

### Event

Rider with baton rides the pole-bending course, and when that rider completes the course, he passes the baton to the next rider, until all four riders have completed the course. The baton is optional; if riders use baton and baton is dropped, team may continue on for a clean ride. (Washington must use baton for a state record to count.)

General Rule #12  
Disqualification #1, 2, 4, 5, 7, 8, 9  
Penalty #1

### Rescue Race- Two Man



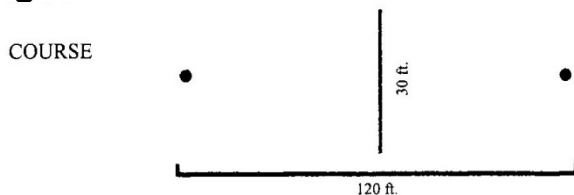
A mounting line shall be marked 120 feet from the start-finish line. The mounting line shall be 30 feet long.

#### Event

Rider to be rescued stands behind the 120-foot line. Mounted rider races to rider being rescued who mounts behind him and finishes. If rider fails to make his mount but remains behind the line, he may continue to mount.

General Rule #7, 14  
Disqualification #1, 2, 4, 6, 7, 8, 9, 11

### Figure 8 Stake Race



Two poles are set 120 feet apart at opposite ends of the course. Center poles mark the start-finish line and are placed at a point halfway between the two end poles.

#### Event

Rider may begin on either side of the start-finish line; direction of the first turn is optional. Rider makes a Figure 8 around the two end poles.

Disqualification #1, 2, 4, 7, 8, 9  
Penalty #1